

One Adoption West Yorkshire

HALF-YEAR PERFORMANCE REPORT
2023/2024



One
Adoption
Agency
WEST YORKSHIRE



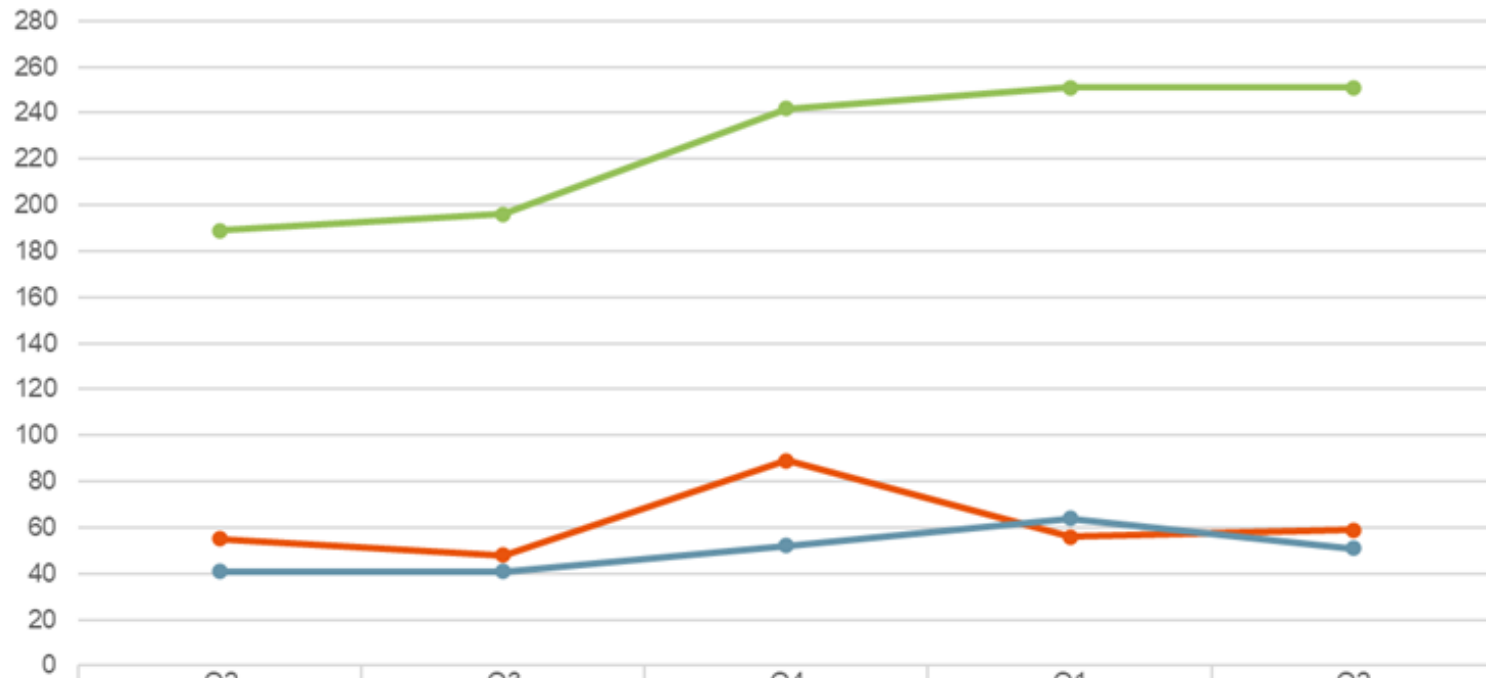
THE CHILDREN

	Q1&Q2 23/24	Compared to Q1&2 22/23
Number of children adopted in Q1&2	69	↓ -6
Number of ADMs in Q1&2	115	↑ +8
Number of POs in Q1&2	115	↑ +36
Number of children placed in Q1&2	84	= 0
Percentage of children placed with OAWY approved adopters	74%	↑ +2%
Number of children whose placements were disrupted	4	↑ +4
Number of children placed via Early Permanence	17	↑ +5
Percentage of children matched for adoption which were previously in EPPs	15%	↑ +12%
Number of children at half-year end with ADM not matched	251	↑ +62

The number of children with an ADM not matched continues to increase and is up 62 from the same time last year. Placement Orders have significantly increased in the first half of this year, resulting in there being 52 more children with a Placement Order not matched than on 30th September 2023. There is an increased use of Early Permanence, which means more children are experiencing fewer changes of carer and greater stability from an earlier stage. Three quarters of children have been placed for adoption with OAWY approved adopters, which means children are being matched with families we know well and who we can offer ongoing support.



ADMs, Placement Orders and ADM not matched One Adoption West Yorkshire



	Q2 2022-23	Q3 2022-23	Q4 2022-23	Q1 2023-24	Q2 2023-24
ADM	55	48	89	56	59
Placement Orders	41	41	52	64	51
ADM not yet matched (period end)	189	196	242	251	251

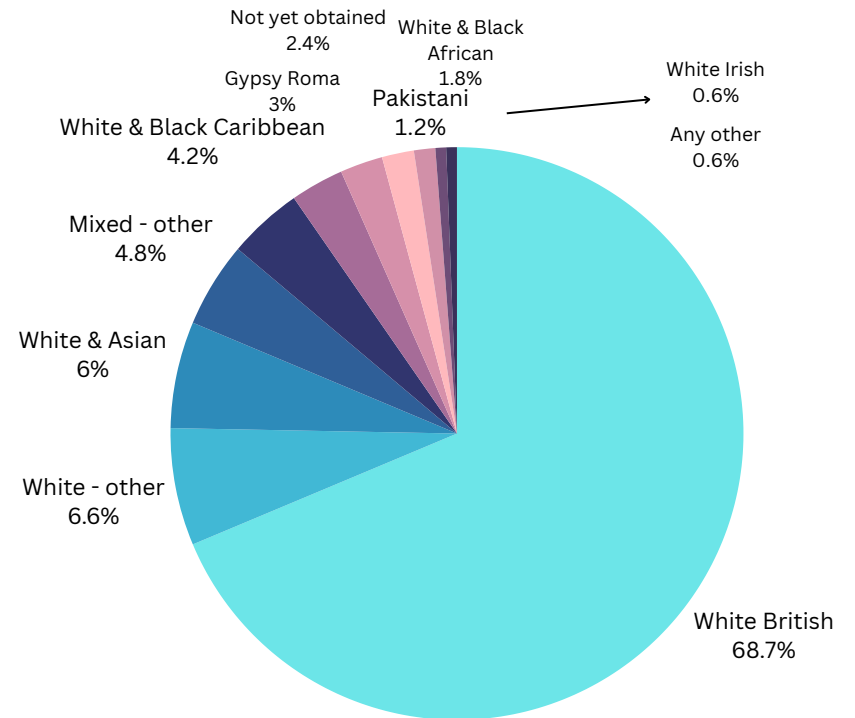
THE CHILDREN - DEMOGRAPHICS

The **166 children** who are not matched, with a placement order fall into the following demographics.



Ethnicity

White British	114	Information not yet obtained	4
White - other	11	White & Black African	3
White & Asian	10	Pakistani	2
Mixed heritage - other	8	Any other ethnic background	1
White & Black Caribbean	7	White Irish	1
Gypsy/ Roma	5		



THE CHILDREN - TIMESCALES

For the 69 children adopted in the first and second quarter:

A10 indicator: *"The time taken between a child entering care and moving in with its adoptive family, adjusted for those adopted by their foster carers"*



448 to 480 days (national target: 426 days)

There has been a slight increase in this timescale which reflects some of the complexities in care proceedings for children with an adoption plan.

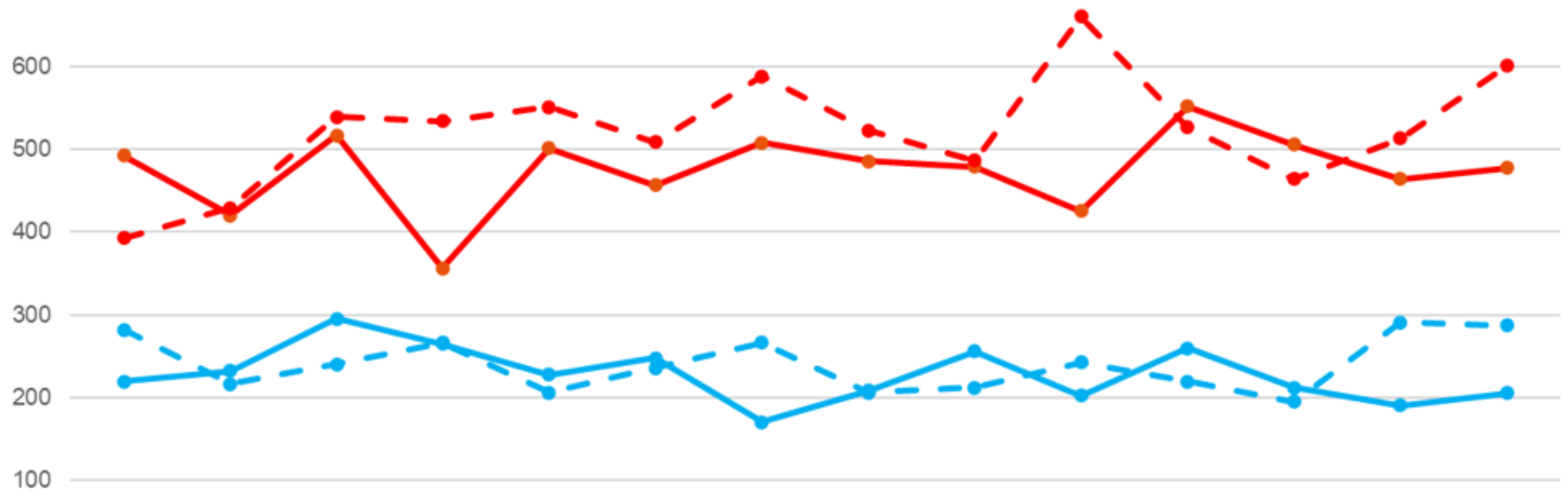
A2 indicator: *"The time taken from a local authority receiving court authority to place a child for adoption and a match to an adoptive family being agreed"*



229 to 206 days (national target: 121 days)

Despite sufficiency challenges the time taken to match children with adopters following a Placement Order has fallen in the first half of the year. This timescale will be positively impacted by an increased use of Early Permanence.

A10 AND A2 INDICATORS FOR CHILDREN ADOPTED AND PLACED - WEST YORKSHIRE



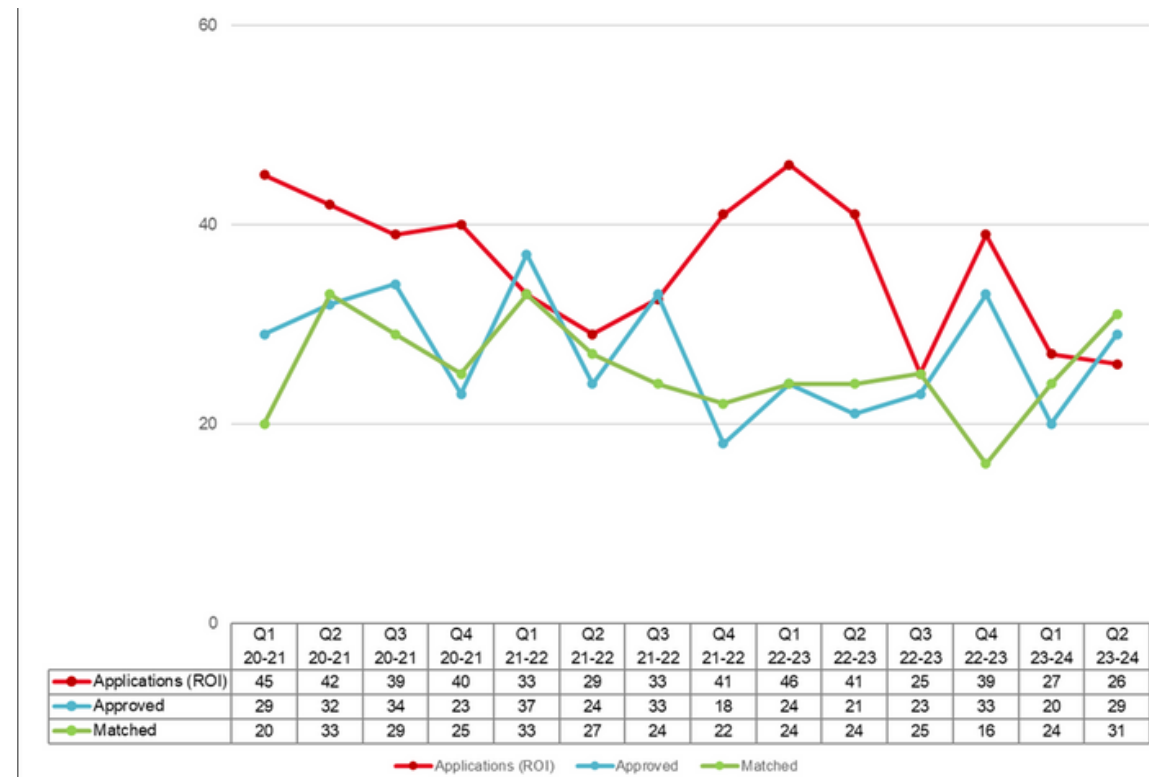
	Q1 20-21	Q2 20-21	Q3 20-21	Q4 20-21	Q1 21-22	Q2 21-22	Q3 21-22	Q4 21-22	Q1 22-23	Q2 22-23	Q3 22-23	Q4 22-23	Q1 23-24	Q2 23-24
A10 indicator - Adopted	492	420	516	356	501	456	508	486	479	425	551	505	464	477
A10 indicator - Placed	393	429	539	534	551	509	588	522	486	660	527	464	513	601
A2 indicator - Adopted	220	232	295	265	228	248	171	209	256	202	259	212	191	205
A2 indicator - Placed	282	217	241	266	206	236	266	206	212	243	219	195	291	287

ADOPTERS

Compared to same time last year

Number of Applications (ROI) after Q1&2	53	↓	-35
Number of adopters matched after Q1&2	55	↑	+7
Number of adopters approved in Q1&2	49	↑	+3

Adopters through the process by quarter



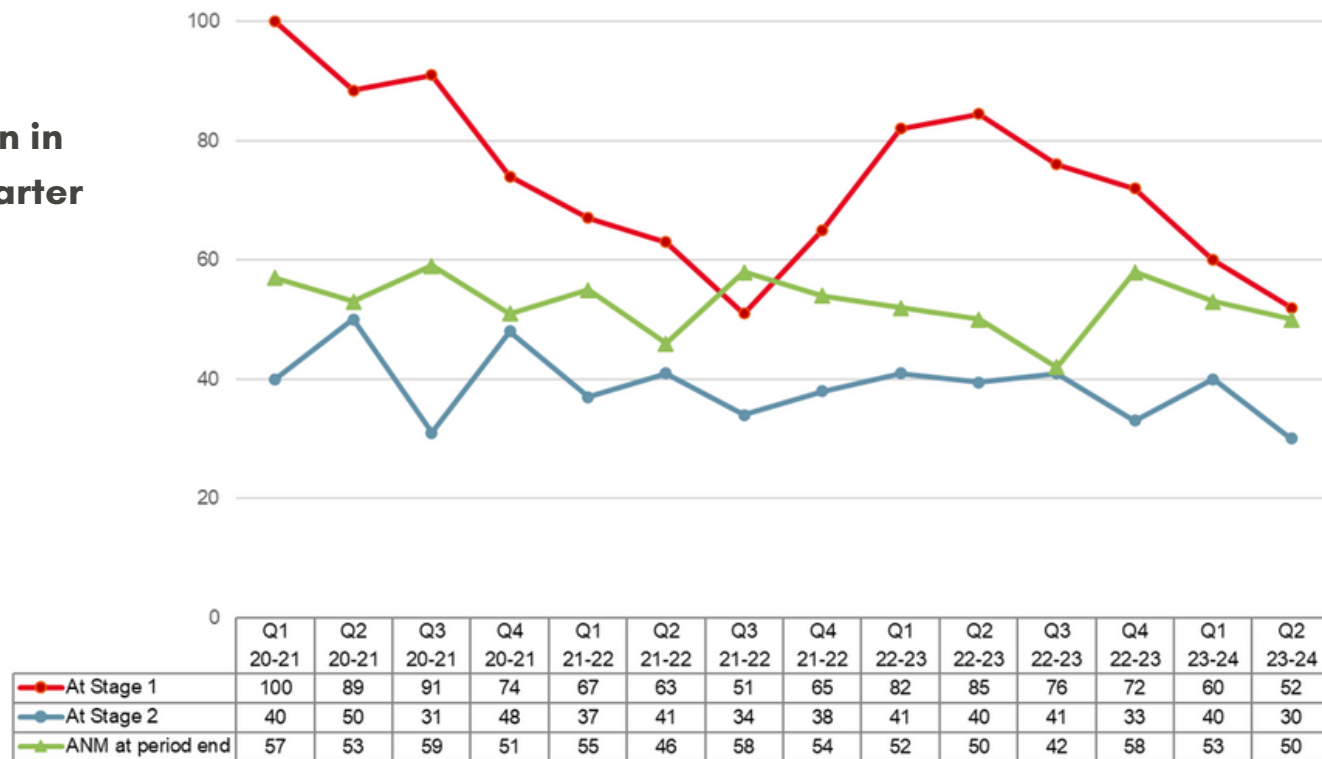
ADOPTERS

Compared to same time last year

Number of adopters in stage one after Q1&2	52	↓	-33
Number of adopters in stage two after Q1&2	30	↓	-10
Number of adopters approved not matched after Q1&2*	50	=	0

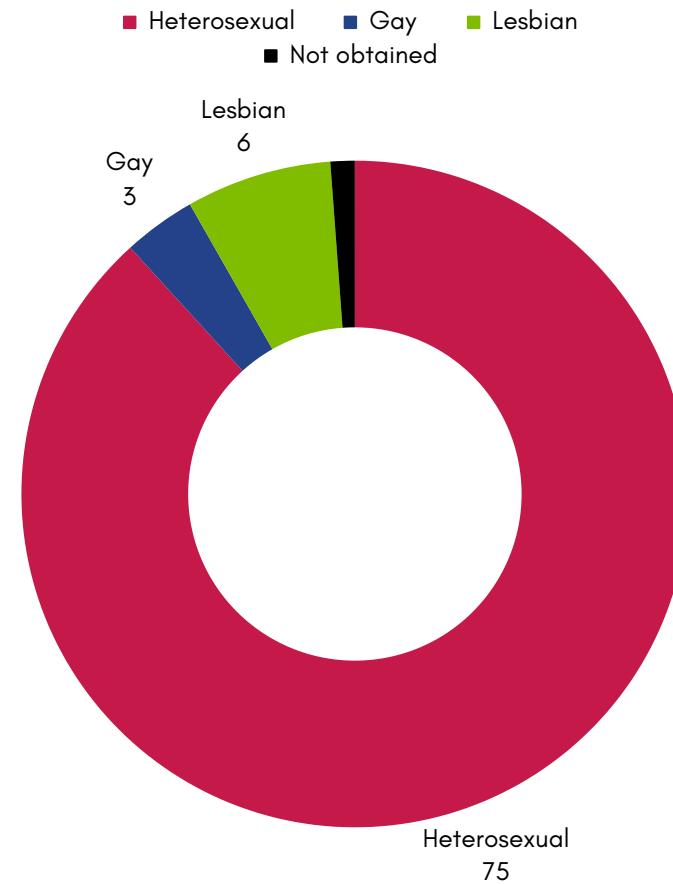
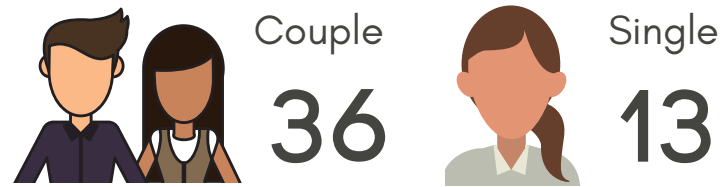

*of the 50, 14 have matching panel booked

Adopters position in the process at quarter end



DEMOGRAPHIC OF ADOPTERS APPROVED

The demographic of the 85 individual adopters approved during Q1 and Q2 was:



ADOPTION SUPPORT

	Half-year 23/24	Half Year 22/23
Adoption Support enquiries received	205	140
Children and families receiving adoption support	983	848
Applications to the Adoption Support Fund approved	442	432
ASF funding for therapeutic interventions	£1,785,916.84	
File Access requests received	165	206
Letters processed by the Letterbox team	2104 (incoming) 1594 (outgoing)	1818 (incoming) 1354 (outgoing)



TRAINING

Training Offered	Number of Households attended
Preparing to Adopt	45
Early Permanence	45
Adopting Siblings	17
Foster Carer Adopter	6
Experienced Sibling Adopter	9
Birth Parent Twilight Sessions	65
Pre-Match	64
Connected by Adoption	84

